

SUCÇÃO: 1.1/2" BSP

RECALQUE: 1" BSP

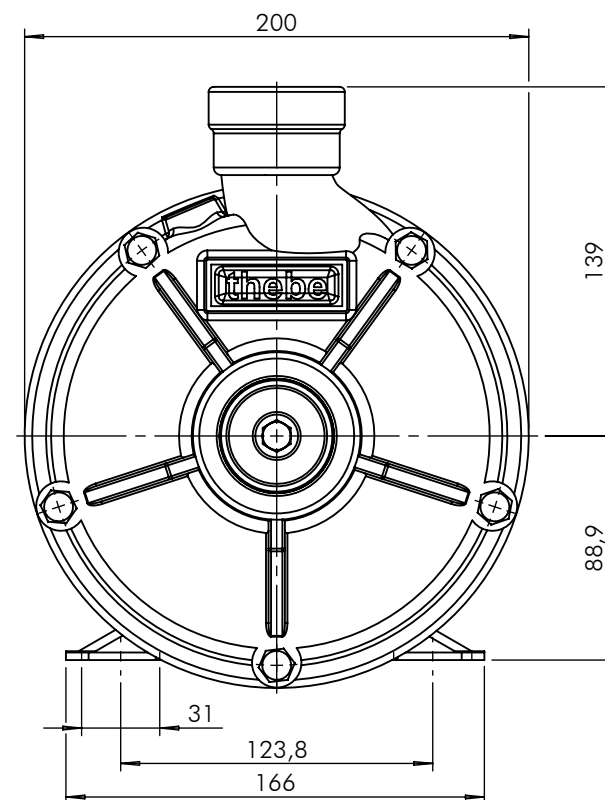
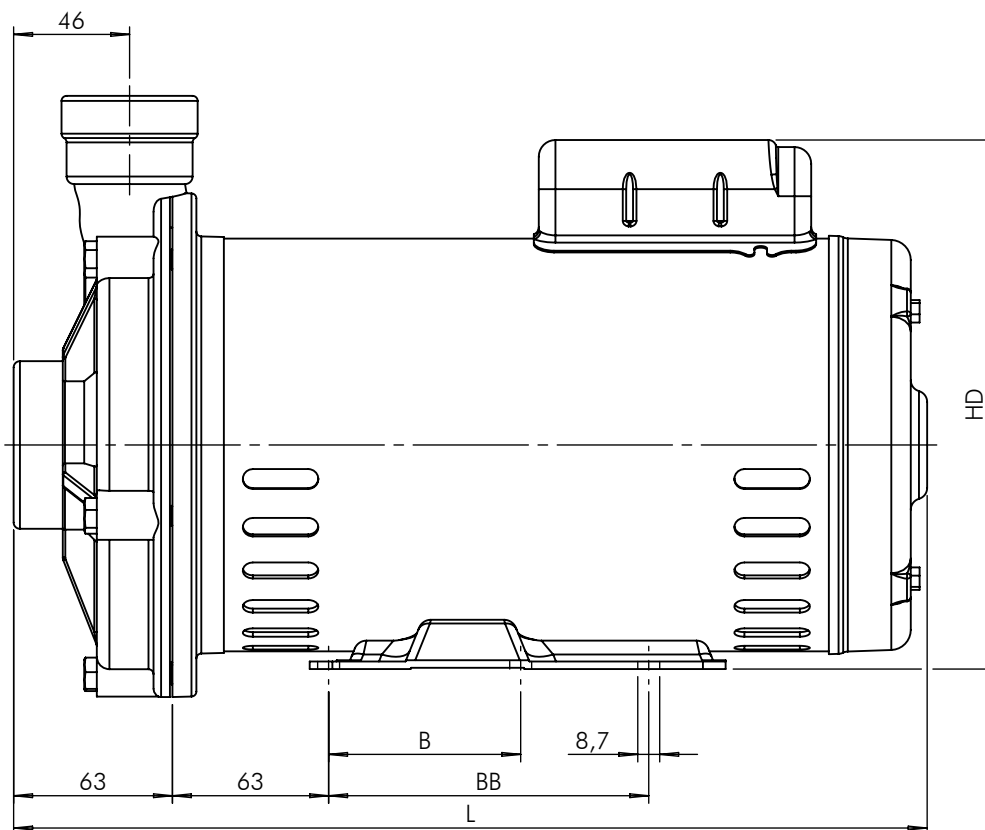


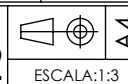
Tabela de Medidas

Modelo	CV	L	B	BB	HD
TH-16 Trif.	1/2	287	76,2	---	---
TH-16 Monof.	3/4	300			210
TH-16 Trif.		297			---
TH-16 Monof.	1,0	310			210
TH-16 Trif.		317			---
TH-16 Monof.	1,5	320		127	210
TH-16 Trif.		337			---
TH-16 Monof.	2,0	330		---	210
TH-16 Trif.		347			---
TH-16 Monof.	3,0	350		127	210
TH-16 Trif.		367			---



EXECUTADO	A.P.Scarpel	01/02/16							
VERIFICADO	Gustavo G.	01/02/16							
APROVADO	Garcia	01/02/16							
	NOME	DATA CRIAÇÃO	OBSERVAÇÃO	REVISÃO	LOCAL	Nº DOCUM.	DATA	APROVADO	

Bomba TH-16 Flange Incorporado

DESENHO Nº
107162

ESCALA:1:3

Em caso de dúvidas pergunte!

MATERIAL :

PESO:

FOLHA 1 de 1

UNID.: Milímetro (mm)